



RESIDENTIAL INTERIOR DOORS

DOORS INFORM AND REFLECT THE INTERIOR DESIGN AESTHETIC



Our heritage is the story of a father and son coming together in business, to build a company that would honor God and His faithfulness, develop people, pursue excellence, and grow profitably. Humble beginnings mark our company, as over **70 years** ago, the simple woodworking skills of John Bargaen launched **Bargaen Brother's Woodwork LTD**, helping rebuild a hometown community devastated by flood and catastrophe in British Columbia, Canada. More than **40 years** ago, John and his son, Ted Bargaen, sought a fresh start in a small NW Washington town, where the city's identity and character seemed ideal for the company name – **Lynden Door**.

Today, our customers continue to trust us to supply them the highest quality doors on the market. This has given us sustained growth and a legacy for the next generation of family and employees calling Lynden Door home. We are genuinely grateful for your business and support.

BUILDING ON QUALITY

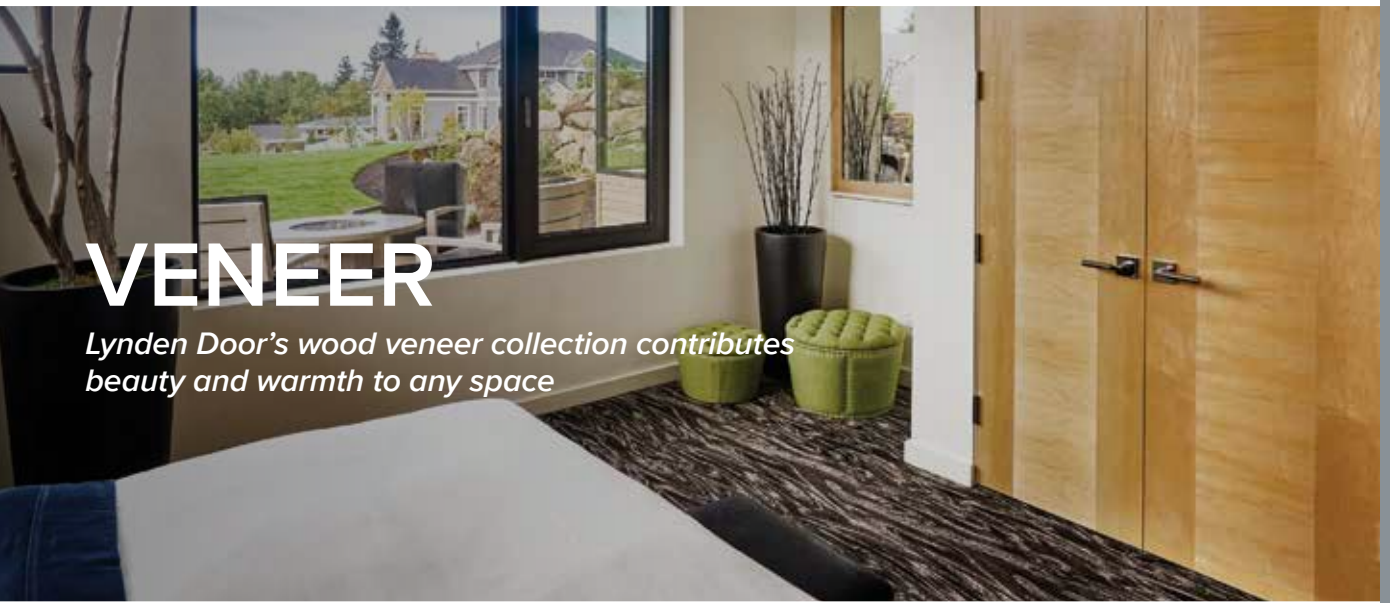
Lynden Door value proposition includes:

- Custom factory machining and finishing.
- Wider top and bottom rails to allow trimming on site.
- Pre-graded door faces to reduce field defects.
- An extensive blended product portfolio that includes residential, architectural, and commercial doors.
- Industry leading CARB Phase 2 green building products and environmental health choices. Our manufacturing facility in Lynden, WA is Forest Stewardship Council® (FSC®) FSC-C103189 Chain of Custody certified. Please ask about our FSC® certified products.
- Engineered to deliver peak performance and structural integrity at a competitive price – Lynden Door's consistent high value is an industry standard.
- Unique products and features developed through an intentional focus on real-world design and customer feedback.

All Lynden Door Residential products (SD Series) are available as either a hollow or solid core and carry a 1-year limited warranty. Select doors (1-3/4" thick solid core) may be ordered with a fire rating. Doors are also available for more demanding applications. Please refer to the Lynden Door architectural/commercial catalog for more information.

VENEER

Lynden Door's wood veneer collection contributes beauty and warmth to any space



MAHOGANY
(LAUAN)



QUARTER SLICED
SAPELE



ROTARY
NATURAL BIRCH



UNIFORM
LIGHT BIRCH



ROTARY
WHITE MAPLE



PLAIN SLICED
RED OAK

Lynden Door's wood veneer doors provide the beauty and warmth of natural wood.

All doors are available with hollow or solid core construction and matching bifolds; 1-3/8" and 1-3/4" thick. All Lynden Door veneers are pre-graded before fabrication to ensure defect-free surfaces.

Lynden Door wholesale distributors can provide matching frames, hinges and casing for a completely integrated look.

Pacific Collection and ClearLine Factory Finish

Lynden Door offers a highly affordable, state of the art, ultra violet cured clear coat or custom stain finish. Available on all wood veneer doors and without VOCs. Check with your factory representative for a full range of options.

LDI MODERN

Lynden Door's Modern interior door collections represent the latest trends towards understated, clean and simplistic design. A modernizing solution to contemporary spaces.

STILELINE.

The excitement of **European styling** with an opposing grain in African Mahogany, White Maple, White Oak and Walnut. Create a bold, modern look at an attractive price.

Horizontal grain pair matches must be requested before ordering.




AFRICAN
MAHOGANY



WHITE MAPLE



WHITE OAK



WALNUT

REDISCOVERY

The Rediscovery Collection provides contemporary and **custom expressions** in vertical grain, horizontal grain or sketchface designs.

Choose one of these custom designs or explore other species, configurations and finishes.




COMPOSITION
(SAPELE/MAPLE)




TABLEAU
(WALNUT)




RHYTMUS
(JATOBA)




ROBSON




DENMAN




LAURELHURST



PARKROSE



ALKI



MONTLAKE

FINE | LINE

The FineLine collection is a **modernizing solution** to contemporary spaces, suitable for single family, multi-family and hospitality applications.

- Smooth, routed MDF surface
- Six standard profiles offered in 6'8", 7'0", and 8'0" heights and up to 4'0" in width - Custom sizes and designs are available
- Choose FineLine GA (groove alignment) for paired door applications
- Profile lines positioned to accommodate most hardware locations
- 1-3/8" and 1-3/4" thickness, hollow and solid core
- FineLine bi-folds available in the following profiles: Robson, Denman, Parkrose, and Montlake.
- 20-minute fire rated (all sizes) and 45-minute fire rated (up to 3'0" x 7'0" single swing) available as Category A or Category B.


PREFINISHED HARDBOARD

Hardboard doors offer great value at an affordable price

Hardboard doors offer great value at an affordable price. **Durable and stable**, Lynden Door Prefinished Hardboard doors arrive ready to install with a professionally painted uniform finish that is UV cured and will keep doors attractive and easy to maintain. Lynden Door distributors can provide matching frames, hinges and casings for a completely integrated look.

Offered in a variety of finishes, covering the spectrum from light to dark and traditional to contemporary. Available in smooth, embossed and textured rift cut.

All doors are available with hollow or solid core construction and matching bifolds; 1-3/8" and 1-3/4" thick.



PRIMED HARDBOARD
Smooth | Embossed



RIFT CUT SLATE
Textured



RIFT CUT
MEDIUM WALNUT
Textured



WESTERN HEMLOCK
Smooth



COASTAL HEMLOCK
Smooth



SPICED ASH
Smooth

800.631.DOOR (3667)



ALBANY MAPLE
Smooth



ALPINE OAK
Smooth



DRIFTWOOD
Smooth



STRAND OAK
Smooth



NEWPORT CHERRY
Smooth



BEAUPORT WALNUT
Embossed



MENDOCINO OAK
Embossed



CHESAPEAKE
Embossed



WESTERN OAK
Embossed



GOLDEN OAK
(LIGHT)
Embossed

MOLDED HIGH DENSITY FIBERBOARD

Molded doors have become a major influence in the residential and light commercial built environment.

Lynden Door's molded doors are available with hollow or solid core construction and matching bifolds; 1-3/8" and 1-3/4" thick. (Please consult the fold-out Sizing Chart.)

All Lynden Door molded panels are factory primed, pre-graded and acclimated before fabrication to produce top quality, stable surfaces. Molded door panels offer an ideal substrate for finish painting.

Molded doors have become a major influence in the residential and light commercial built environment. Why?

Stable Performance

No cracking or panel separation due to seasonal humidity changes.

Superior Value

Compelling design and customization opportunity at a significant value versus solid wood doors.



MERCER
(Madison)
Smooth | Flat Panel



WHITMAN
Smooth | Flat Panel



ABERDEEN
Smooth | Flat Panel



CHELAN
(Cashal)
Smooth | Raised Panel



SAMISH
(Cremona)
Smooth | Raised Panel



BAINBRIDGE
(Coventry)
Smooth | Raised Panel

** Bracketed captions indicated past names*

800.631.DOOR (3667)



YARROW
(Craftsman)

Smooth | Flat Panel



WINTHROP
(Conmore)

Smooth | Flat Panel



KINGSTON
(Carrara)

Smooth | Raised Panel



SAN JUAN
(Corvado)

Smooth | Raised Panel



ROSARIO
(Caiman)

Smooth | Raised Panel



BENTON

Smooth | Raised Panel



COLUMBIA
(Colonist)

Smooth | Raised Panel



BLAKELY
(Classique)

Textured | Raised Panel



WESTPORT
(Clermont)

Textured | Raised Panel



BONNEVILLE
(Textured Colonist)

Textured | Raised Panel

VanAir Ventilated Door

Comfort and Well-Being for Modern Spaces

VanAir Ventilated Door

Indoor Air Quality

Good Indoor Air Quality is essential to a comfortable home and healthy living. Air circulation plays an important role in reducing air pollutants like CO² in our homes, which can lead to respiratory illnesses, poor sleep and breathing disorders.


Door Innovation

Architects face the challenge of creating comfortable spaces supplied with fresh air and separated from external noise. The VanAir Ventilated Door uses an integrated channel running through the door to move air from either side enhancing both performance and style.



Airflow Pathway

Air flows in from one side, through the door core and out the opposing side driven by pressure gradient.



Sound Privacy

Lab-tested baffling and resonators are integrated into the door core to absorb high and low frequency sound.





The VanAir door by Lynden Door enhances comfort and well-being in modern spaces using the latest technologies and innovations in healthy home ventilation while preserving sound privacy and aesthetics.

AIRFLOW PERFORMANCE*

80 IN² - 160 IN² VENT AREA

SOUND PRIVACY PERFORMANCE*

UP TO 25 STC

* Independently tested in accordance to ASTM standards.
Please contact Lynden Door, Inc. for additional information and measurements.



SUSTAINABILITY



Developers of **Portland, Oregon's Passive House** zero energy project chose Rift White Oak VanAir doors by Lynden Door to elevate comfort and well-being in a modern, sustainably-built home.

Promoting room-to-room movement of fresh air without compromising sound privacy is aligned with Passive House's goal to promote a healthy built environment and advance energy independence. The VanAir door is engineered with air pathways through the door and lab-tested sound absorbing baffling and resonators, helping to achieve energy goals for this LEED Platinum Project.

GREENDOR™

With a history of commitment to environmental stewardship, Lynden Door remains dedicated to meeting the requirements for sustainably responsible programs. GreenDor™ attributes may be applicable to LEED for Homes, the National Green Building Standard™, Build it® Green, Earth Advantage, BREEAM USA, and Evergreen Sustainable Development Standard.

Many Lynden Door products may be ordered with attributes from the GreenDor™ line. This supports green building under the following disciplines:

HEALTH – No Added Urea-Formaldehyde (NAUF) components and construction, No VOC factory finishes. CARB ASTM Phase II Compliant.

RESOURCE CONSERVATION – Recycled content, thereby reducing the need for harvesting older growth forests.

FOREST MANAGEMENT – Ensuring the wood in Lynden Doors comes from well managed forests



LYNDEN DOOR, INC.

2077 Main Street
Lynden, WA 98264

PHONE: 800.631.DOOR (3667)
360.354.5676

FAX: 360.354.3738

info@lyndendoor.com

www.lyndendoor.com



DEALER INFORMATION:

